

40 years of Elmos

Fact sheet 2024



Corporate highlights

5
mega trends
electrification & efficiency,
comfort & premium,
safety, ADAS,
SDV & new architectures

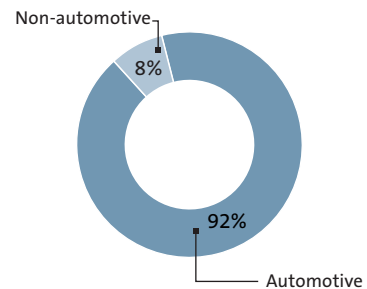
5
product segments
Ranging, Sensing,
Motor Control, Lighting,
Safety & Connectivity

19
locations worldwide
in 9 countries,
HQ: Leverkusen, Germany
Main Site: Dortmund, Germany

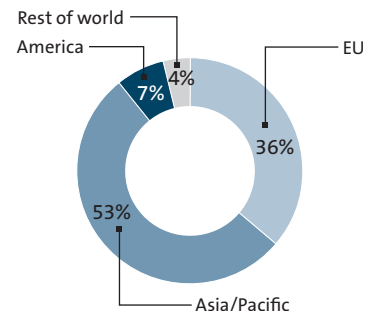
> 40
years experience
in analog mixed signal
IC solutions

>1,100
employees
thereof ~450
product developers &
engineers

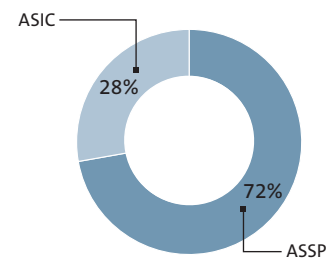
Automotive focused: Sales by industry



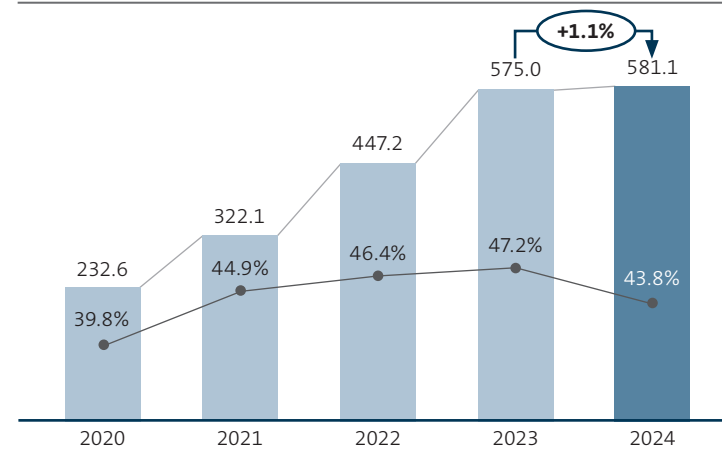
Global presence: Sales by region



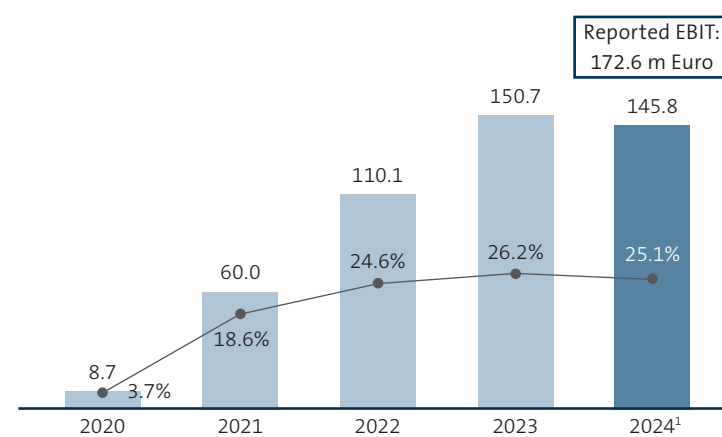
ASSP vs. ASIC: in % of sales



Annual sales (in million Euro) & gross margin (in %)



Annual EBIT (in million Euro) & EBIT margin (in %)



¹ Operating EBIT without special effects (extraordinary result from the sale of the wafer fab and cost optimization programs).

Key figures | 3-year overview

in million Euro or %	FY 2022	FY 2023	FY 2024
Sales	447.2	575.0	581.1
growth in %	38.9%	28.6%	1.1%
Gross profit	207.5	271.3	254.5
in % of sales	46.4%	47.2%	43.8%
R&D expenses	55.5	68.8	59.1
in % of sales	12.4%	12.0%	10.2%
EBIT	110.1	150.7	172.6 145.8 ¹
in % of sales	24.6%	26.2%	29.7% 25.1% ¹
Consolidated net income after non-controlling interests	71.4	99.1	128.7
in % of sales	16.0%	17.2%	22.1%
Earnings per share (basic) in Euro	4.17	5.79	7.51
	12/31/2022	12/31/2023	12/31/2024
Total assets	542.4	812.4	799.8
Shareholders' equity	360.4	447.9	563.2
in % of total assets	66.4%	55.1%	70.4%
Financial liabilities	81.0	118.7	113.2
Net debt	-8.9	-10.4	-21.7
	FY 2022	FY 2023	FY 2024
Operating cash flow	98.6	102.6	16.3
Capital expenditures ²	73.0	115.1	44.3
in % of sales ²	16.3%	20.0%	7.6%
Adjusted free cash flow ³	14.9	12.9	5.1
Dividend per share in Euro	0.75	0.85	1.00 ⁴

¹ Operating EBIT without special effects (extraordinary result from the sale of wafer production and cost optimization programs).

² Capital expenditures for intangible assets and property, plant and equipment less capitalized development expenses.

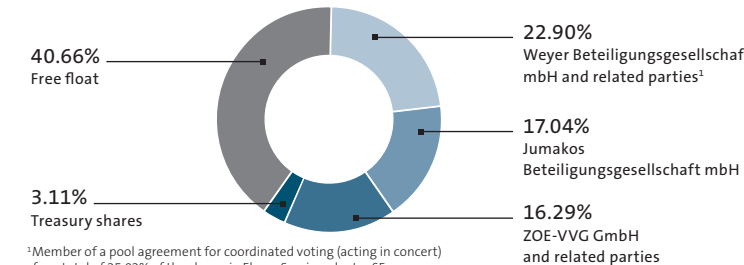
³ Cash flow from operating activities less capital expenditures for/plus disposal of intangible assets and property, plant and equipment (incl. proceeds from changes in the scope of consolidation).

⁴ Proposal for the AGM in 2025.

Share price development from January 2021 until January 2025

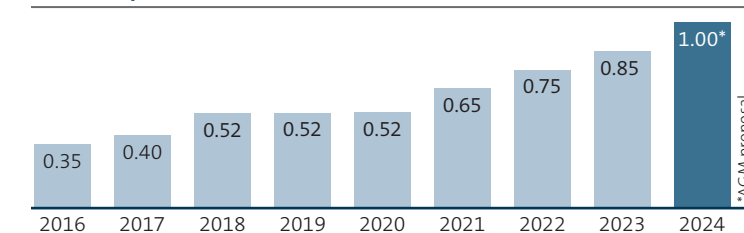


Shareholder structure as of February 2025



¹ Member of a pool agreement for coordinated voting (acting in concert) for a total of 25.02% of the shares in Elmos Semiconductor SE.

Dividend per share in Euro



^{*} AGM proposal

Basic information

Company foundation	1984
IPO	October 11, 1999
ISIN / WKN	DE0005677108 / 567710
Ticker symbol	ELG
Admission segment	Prime Standard, Regulated Market
Indices	TecDAX, SDAX, DAXsubsector Semiconductors
Designated sponsor	M.M. Warburg & Co. KGaA
Share capital	17,700,000 Euro/shares

Analysts' coverage (as of March 2025)

Institution	Research Analysts
Deutsche Bank	Robert Sanders
Hauck & Aufhäuser	Tim Wunderlich, Finn Kemper
mwb research	Abed Jarad
Oddo BHF	Martin Marandon-Carlhian
Pekao Bank	Lukas Cinikas
Stifel	Florian Sager, Jürgen Wagner
Warburg Research	Malte Schaumann

Financial calendar 2025¹

Final results 2024	March 20, 2025
Quarterly results Q1/2025	May 6, 2025
Annual General Meeting	May 15, 2025
Quarterly results Q2/2025	July 31, 2025
Quarterly results Q3/2025	November 4, 2025

¹ All financial reporting dates are preliminary and subject to change. We recommend checking dates and news ahead of schedule on the Company's website (www.elmos.com).

Investor Relations Contact

Elmos Semiconductor SE
Werkstättenstraße 18 | 51379 Leverkusen | Germany
Phone +49 (0) 2171 / 40 183-14
www.elmos.com | invest@elmos.com

Management Board as of January 1, 2025



Dr. Arne Schneider

CEO – Chief Executive Officer

- Board member since 2014, appointed until 2030
- Graduate economist | Hamburg, Germany
- Strategy, Coordination of Board Responsibilities, Executive Personnel, Quality, Finance, Accounting & Controlling, Investor Relations, Human Resources, Purchasing, IT



Dr. Jan Dienstuhl

CSO – Chief Sales Officer

- Board member since 2019, appointed until 2029
- Graduate electrical engineer | Hagen, Germany
- Sales, Development, Business Lines, Technology

Executive Committee as of January 1, 2025



Margarita Mamberger

CFO – Chief Financial Officer

- Degree in Economics | Bochum, Germany
- At Elmos since 2015



Dr. Michael Neuhäuser

CPO – Chief Product Officer

- PhD in Electrical Engineering | Munich, Germany
- At Elmos since 2024



Dr. Patrick Schmitt

COO – Chief Operating Officer

- PhD in Information Management | Eschborn, Germany
- At Elmos since 2024



Dr. Burkhard von Spreckelsen

CDO – Chief Development Officer

- PhD in Business Administration | Munich, Germany
- At Elmos since 2020





Jochen Vaihinger

CTO – Chief Technology Officer

- Degree in Electrical Engineering | Munich, Germany
- At Elmos since 2024

Elmos Microchips for the Mobility of Tomorrow



Corporate structure as of January 1, 2025

